

























Year 5 Autumn Term 2: Glossary of Key vocabulary

Marvellous Materials  
What makes a great scientist?

As part of our learning experience this half term, we will be focussing on learning, understanding and using key vocabulary. Here are some of the words your children will be using. Some of these words we may have come across before, so this is an opportunity for us to revisit and consolidate our prior learning and some will be new, to further develop our subject specific vocabulary. This glossary will help you to support the children at home when they are talking about their learning.

<p><b><u>History</u></b></p> <p><b>Influence:</b> A thing or person that can affect another thing or person.</p> <p><b>Weaponry:</b> A collection of weapons.</p> <p><b>Allies:</b> To join or unite for a particular purpose.</p> <p><b>Propaganda:</b> Information or opinions that are made public to promote or attack a movement, cause, or person.</p>	<p><b><u>PE:</u></b> <b><u>Gymnastics:</u></b></p> <p><b>Balance:</b> The ability to stay steady and not fall over.</p> <p><b>Flexibility:</b> How easily you can stretch and move your body.</p> <p><b><u>Fitness:</u></b></p> <p><b>Strength:</b> How strong your muscles are. You build strength by lifting things or doing physical activities.</p> <p><b>Stamina:</b> Having the energy to keep going without getting tired.</p>	<p><b><u>Geography</u></b></p> <p><b>Locate:</b> To find where something is.</p> <p><b>Region:</b> A large area of land that is different from other areas.</p> <p><b>Physical features:</b> A part of the land that nature made, like mountains, rivers, or forests.</p> <p><b>Human features:</b> Something that people have built or made, like houses, roads, or bridges.</p>																		
<p><b><u>Spanish</u></b></p> <table border="1" data-bbox="120 1018 645 1473"> <thead> <tr> <th>Spanish</th> <th>English</th> </tr> </thead> <tbody> <tr> <td> los oídos</td> <td>the ears</td> </tr> <tr> <td> los ojos</td> <td>the eyes</td> </tr> <tr> <td> la boca</td> <td>the mouth</td> </tr> <tr> <td> los dientes</td> <td>the teeth</td> </tr> <tr> <td> la nariz</td> <td>the nose</td> </tr> <tr> <td> los brazos</td> <td>the arms</td> </tr> <tr> <td> las piernas</td> <td>the legs</td> </tr> <tr> <td> los pies</td> <td>the feet</td> </tr> </tbody> </table>	Spanish	English	 los oídos	the ears	 los ojos	the eyes	 la boca	the mouth	 los dientes	the teeth	 la nariz	the nose	 los brazos	the arms	 las piernas	the legs	 los pies	the feet	<p><b><u>Computing</u></b></p> <p><b>Director:</b> this person decides how the film will look and what the actors should do.</p> <p><b>Script:</b> The words and story of the film.</p> <p><b>Camera:</b> Used to record the movie, this shows what the audience will see when they watch the film.</p> <p><b>Special Effects:</b> tricks used to make things look real in a movie, like explosions or making people fly. S</p>	<p><b><u>RE</u></b></p> <p><b>Advent:</b> The time leading up to Christmas over 4 weeks.</p> <p><b>Nativity:</b> The story of the birth of Jesus</p> <p><b>Festival:</b> A special time of celebration usually with specific food and traditions.</p> <p><b>Tradition:</b> Something people do linked to an occasion that has often been passed down from older generations.</p>
Spanish	English																			
 los oídos	the ears																			
 los ojos	the eyes																			
 la boca	the mouth																			
 los dientes	the teeth																			
 la nariz	the nose																			
 los brazos	the arms																			
 las piernas	the legs																			
 los pies	the feet																			