




<p align="center"><u>English</u></p> <p align="center">Key text - Kensuke's Kingdom</p> <p>Revision of key sills for reading and grammar</p> <ul style="list-style-type: none"> • Narrative based on the story • Persuasion and discussion around the theme of poaching and hunting • Continuation of grammar skills • Revision and review of spelling rules 	<p align="center"><u>Year 6 Summer 1 - 2024</u></p> <p align="center"><u>Island Life</u></p> <p align="center">Can you describe the features of an island?</p> <div style="display: flex; justify-content: space-around;">   </div> 	<p align="center"><u>Maths</u></p> <p align="center">We will look at reasoning and problem solving, recapping some skills that have been taught. For example:-</p> <p>Revision of key skills for arithmetic and reasoning</p> <ul style="list-style-type: none"> • Parts of a circle • Time - 12 and 24 hour clock • Roman numerals • Angles • X and ÷ fractions • Co-ordinates and translations
<p align="center"><u>PSHE</u></p> <p align="center">Learning and Life Skills Think! Think! Think!</p> <ul style="list-style-type: none"> • Understanding relationships with a focus on physical and emotional behaviour • Caring for others • Valuing diversity 	<p align="center"><u>Important dates</u></p> <p align="center"><u>SATS week-</u> Monday 13th Thursday 17th May Chessington - Wednesday 22nd May</p> <p align="center">Class Assembly- Friday 7th June</p>	<p align="center"><u>Physical Education</u></p> <p align="center">Athletics and outdoor games</p> <p align="center">PE days continue to be on Wednesday and Friday.</p> <p align="center">We will be focussing on athletics in preparation for sports day.</p> <p align="center">Rounders -team games</p>
<p align="center"><u>RE</u></p> <p align="center">How do inspirational people impact on how humanists live today? Humanists role models and actions that we take.</p>		
<p align="center"><u>French</u></p> <p align="center">The weekend- Le weekend</p> <p align="center">They will be introduced to a variety of common weekend activities allowing them to talk about what they do when not at school and, importantly, at what time they do it.</p>	<p align="center"><u>Stunning Start</u></p> <p align="center">Children will be designing and building a boat out of a range of materials and will test boats on their ability to float and withstand water.</p> <p align="center"><u>Fabulous Finish</u></p> <p align="center">A geography quiz for Year 5</p>	<p align="center"><u>Music</u></p> <p align="center">How does music shape our way of life? Production rehearsing.</p> <p align="center"><u>Computing</u></p> <p align="center">Children will produce a PowerPoint based on a place they have researched about in Geography.</p> <p align="center"><u>Homework</u></p> <p align="center">For the first couple of weeks, continue to work through the homework given.</p>
<p align="center"><u>Geography</u></p> <ul style="list-style-type: none"> • Longitude and latitude • Compass points • Physical and human geography • Impact of human behaviour on geography <p align="center"><u>Outdoor Learning</u></p> <p align="center">We will be carrying out field work within our school grounds as part of our Geography work.</p>		

Year 6 Summer Term 1

Can you describe the features of an island?

Glossary of Key vocabulary

As part of our learning experience this half term, we will be focussing on learning, understanding and using the following key vocabulary. Some of these words we may have come across before, so this is an opportunity for us to revisit and consolidate our prior learning and some will be new, to further develop our subject specific vocabulary. This glossary will help you to support the children at home when they are talking about their learning.

<p style="text-align: center;"><u>Geography</u></p> <p>Bio-geographic maps- shows distribution of species on a map.</p> <p>Pattern-spatial patterns showing how close populations are.</p> <p>Movement-How ideas and movements affect people</p> <p>Latitude- We use lines of latitude to find out how far north or south a place is. These lines run parallel to the Equator.</p> <p>Longitude- Lines of longitude run from the top of the Earth to the bottom, and divide up the Earth a bit like the segments of an orange</p>	<p style="text-align: center;"><u>Computing</u></p> <p>Action button- built-in shapes you can add to a presentation and set to link to another slide, play a sound, or perform a similar action.</p> <p>Animation-a special effect that applies to a single element on a slide</p> <p>Background fill- to fill a slide with colour, pattern gradient or picture.</p> <p>Hyperlink-A <i>hyperlink</i> is a bit of text on a web site that takes you to another site when you click on it.</p>	<p style="text-align: center;"><u>French</u></p> <p>Je me lève. I get up.</p> <p>Je prends mon petit déjeuner. I have my breakfast.</p> <p>Je regarde la télé. I watch television</p> <p>Je lis des bandes dessinées. I read comic books.</p> <p>J'écoute de la musique. I listen to music.</p>
<p style="text-align: center;"><u>RE</u></p> <p>Actions-the fact or process of doing something, typically to achieve an aim.</p> <p>Impact-a strong and powerful effect.</p> <p>Inspiration-a person or thing that motivates, uplifts, or gives one the confidence to do something; someone or something that inspires.</p> <p>Role-model-a person whose actions set an example or are copied by others.</p>	<p style="text-align: center;"><u>PE- Athletics</u></p> <p>Accuracy- the condition of being precise</p> <p>Stamina - the strength to handle long effort or disappointment.</p> <p>Position - a particular way in which someone or something is placed or arranged.</p> <p>Run up - the run made by a player or athlete, for example throwing a ball or javelin, or before jumping.</p> <p>Team- a group of players forming one side in a competitive game or sport.</p> <p style="text-align: center;"><u>Rounders</u></p> <p>Rounder- A 'rounder' is terminology for a score awarded to the batter. It occurs if he successfully strikes the ball and he reaches the fourth post before another ball gets bowled.</p> <p>Runs - A batter must always pass on the outside of the post when making a 'run'. They should stop at each post on the way round - still carrying the bat - to reach the fourth post.</p> <p>Bowler- The person who throws the ball to the batter.</p> <p>Bases- Each point of a rounders pitch.</p> <p>Caught out- If someone catches your strike without it bouncing on the floor you are out.</p>	